



---

Midea SMART PORT

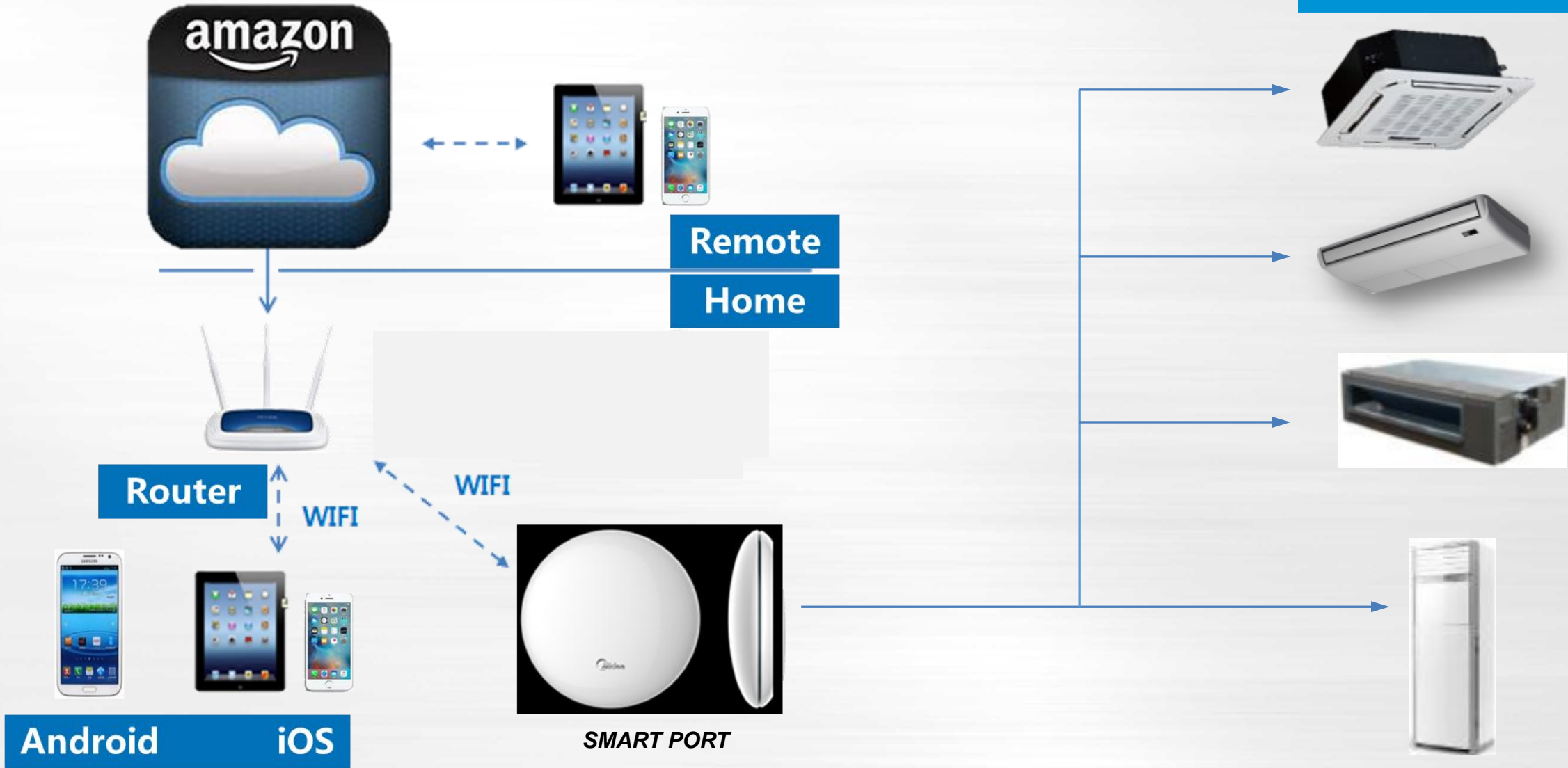


*for* LCAC Products

---

Technical Support Department

➤ Remote Mode





*LCAC Product*



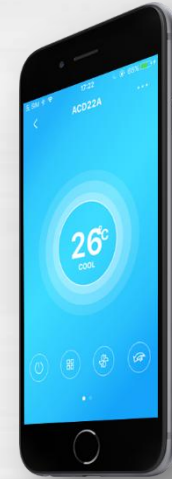
**SMART PORT: WF-60A1**  
**[BOM code: 17310900A01921](#)**



*Router*



*Cloud servers & Internet*



➤ Connection



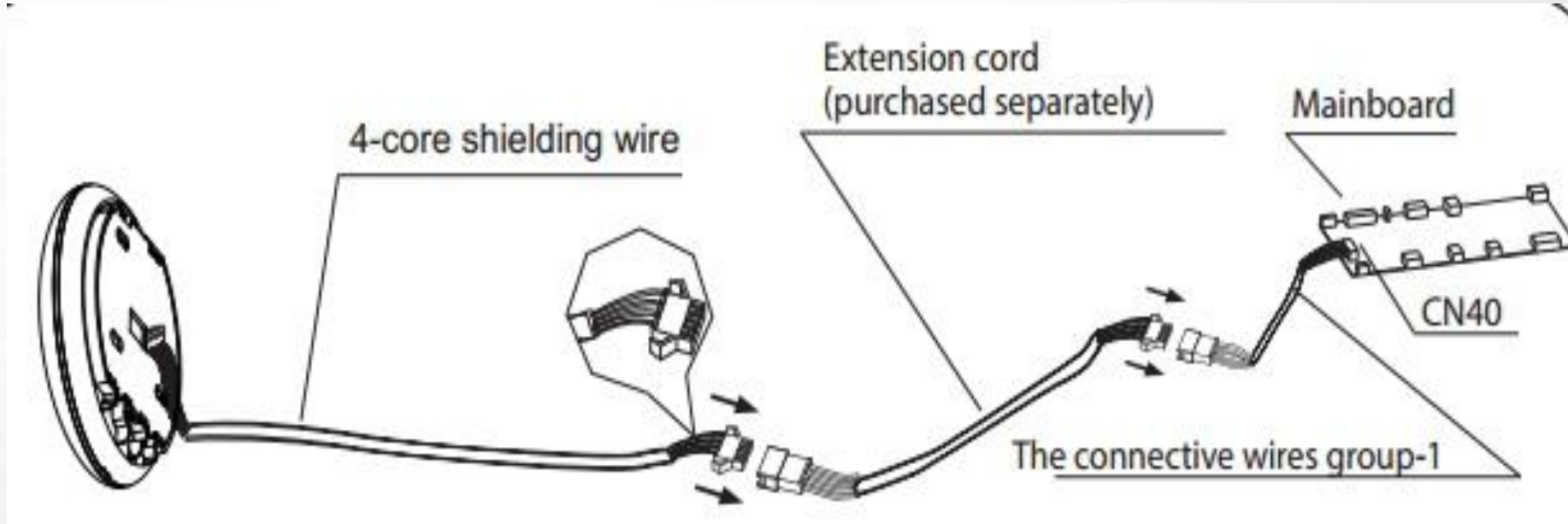
Connection wire to LCAC product




WiFi Module

USB Connection

Standard LCAC doesn't have the WIFI connection, now the SMART PORT allows you to connect to LCAC products with WIFI via CN40 port.



## Smart Port assembly



No.	Name	Qty.	Remarks
1	Smart port	1	_____
2	Installation and owner's manual	1	_____
3	Screws	3	M4X20 (For Mounting on the Wall)
4	Wall plugs	3	For Mounting on the Wall
5	Smart kit	1	_____
6	The connective wires group-1	1	See Fig.4-3

**SMART PORT: WF-60A1**  
**[BOM code: 17310900A01921](#)**

Note:

Connection cable #6 is for the connection between the extension cord and main PCB of the unit

● **Smartphone**

- Operation system: Android or IOS
- Storage space: at least 20MB.



- *AC with WIFI module (Provide by Midea )*




There is QR code on module which can identify the unit and built the connection between AC and Router.

The WIFI module has got certifications of FCC, CE and ID (Canada). Other certifications are also possible by request.





➤ Two way Wired control solution



# THANKS

FOR YOUR ATTENTION

美的 Midea

Midea Strategic Partners:

